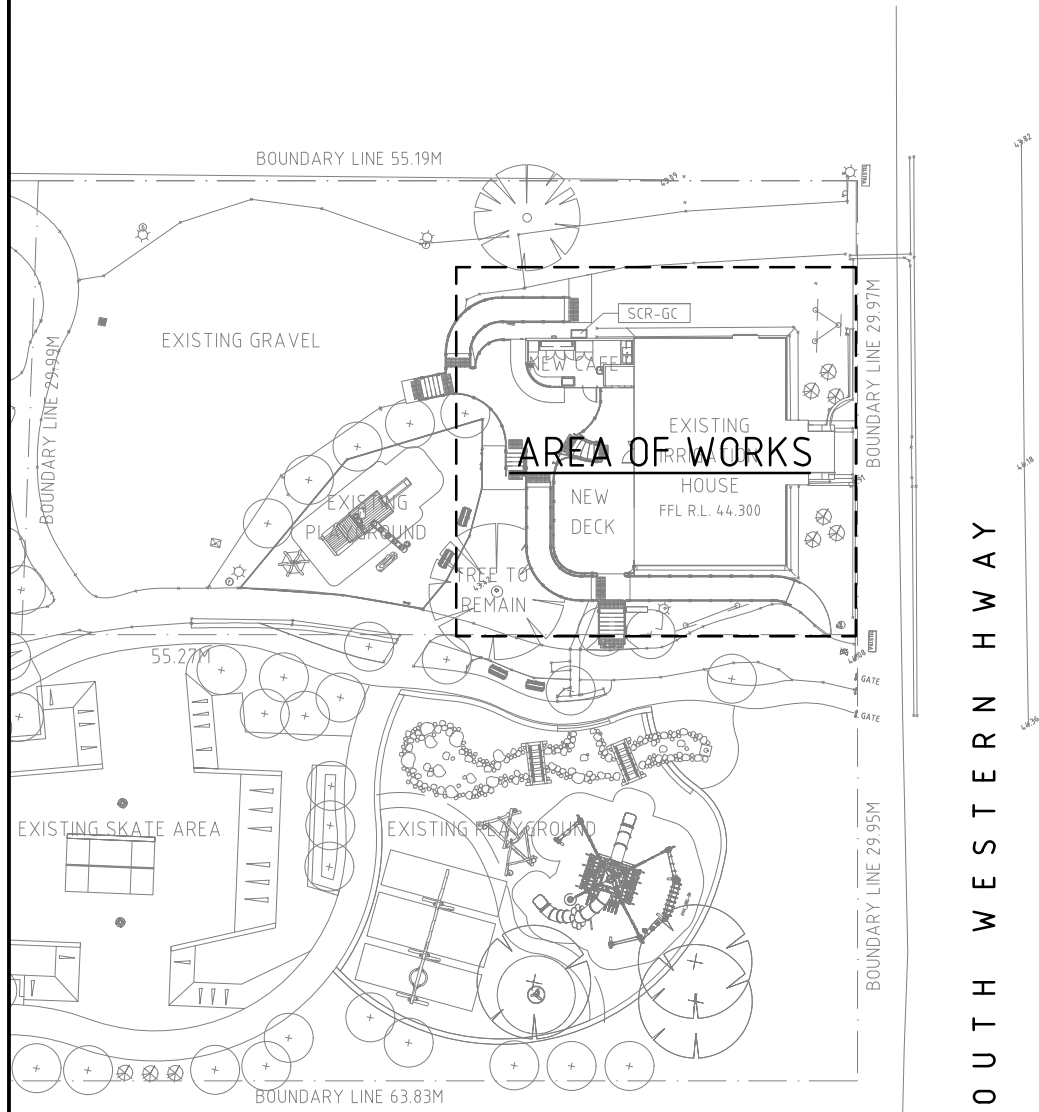


NOTES
 Copyright of this drawing is reserved by HUTCHINSON ASSOCIATES.
 This drawing shall only be read in conjunction with all other relevant drawings.
 Liaise with all other trades for accurate co-ordination of services.
 Site check all dimensions before preparation of working drawing or commencement of work.
 This drawing is the property of HUTCHINSON ASSOCIATES and shall be returned at their request.
 This drawing shall not be used for any purpose without authority from HUTCHINSON ASSOCIATES.



S O U T H W E S T E R N H I G H W A Y

SCHEDULES

1 FIXTURE SCHEDULE

NOTE: ALL ITEMS ARE TO BE AS SPECIFIED OR EQUALLY APPROVED AS BY THE SUPERINTENDENT.

Caroma Care 800 Cleanflush white disabled vitreous china wall faced closed coupled toilet suite, back entry water connection point complete with **Pedigree II Care Grey** single flap toilet seat and **Backrest** (WC-1).

Caroma Opal 900 Twin wall basin one taphole complete with fixing brackets, waste outlet, stopper and 40 Caroma **Brushed Brass Bottle Trap**. Waste pipe to be concealed in wall (HB-3).

Simply Stainless Double End Bowl Sink Model 09-7-1650-DB-L complete with tubular bench stand, nominally 1600L with RH edge finished to match LH upstand complete with one taphole, waste outlet, stopper and 50 chrome plated P/Trap and dropwaste (SK-2).

Stoddart Model SPPL WB KO3 XXX stainless steel knee operated wash basin complete with lower plumbing shroud, integrated splashback, tap outlet mounted in splashback, tempering valve plus all integrated enclosed plumbing, 40 plastic p/trap and chrome plated dropwaste (HB-2).

2 TAPWARE SCHEDULE

NOTE: ALL ITEMS ARE TO BE AS SPECIFIED OR EQUALLY APPROVED AS BY THE SUPERINTENDENT.

Fienza Kaya Disabled DDA cold only care basin mixer **Urban Brass**. (HB-3).

Ram Myuna chrome plated hot and cold sink mixer with 225 swivel outlet (SK-1, SK-2).

STODDART Pre-Rinse Sink Spray Model CMPL.0841 bench mounted, hot and cold with pot filler (SK-2).

Chrome plated **right angle mini stops** with stainless steel flexible connector and wall plate (SK-1, SK-2, HB-1, HB-2, HB-3, CM-1, CM-2, GW-1).

3 CONNECT ONLY ITEMS

NOTE: ALL ITEMS ARE TO BE AS SPECIFIED OR EQUALLY APPROVED AS BY THE SUPERINTENDENT.

Stainless steel double bowl sink (SK-1) with chrome plated trap and dropwaste

Coffee Machine (CM-1, CM-2).

Glasswasher (GW-1)

HB-1

4 HOT WATER UNITS

NOTE: ALL ITEMS ARE TO BE AS SPECIFIED OR EQUALLY APPROVED AS BY THE SUPERINTENDENT.

RHEEM commercial 27 litre external continuous flow gas hot water unit on wall capable of delivering water up to 82°C (HWU-1).

NOTES

- REFER TO ARCHITECT DRAWINGS FOR EXACT LOCATION OF FLOOR WASTES, HWU's, TAPWARE, ETC.
- PHYSICALLY VERIFY EXACT LOCATION OF EXISTING SERVICES ON SITE BEFORE COMMENCING ANY NEW WORK.
- RECHECK ALL NOMINATED INVERT LEVELS ON SITE TO AVOID CLASHES WITH STRUCTURAL ELEMENTS AND SERVICES OF OTHER TRADES BEFORE COMMENCING WORK.

ISS/REV	DATE	DESCRIPTION	MAH/DSN
1	19.12.24	CDC REVIEW	MAH/DSN

Architect MCG Architects Pty Ltd The Stage, Old Railway Institute Building 62 Wittenoom Street, Bunbury, WA, 6230 T: (08) 97916993 E: reception@mccgarchitects.com.au	Consultant Hutchinson Associates international plumbing & hydraulic consultants 1st Floor, Unit 1/22 Milford Street EAST VICTORIA PARK WA 6101 Telephone: (61 8) 9328 9155 Facsimile: (61 8) 9328 3266 E-Mail: info@hutchass.com.au	Project Title IRRIGATION HOUSE - RESTAURANT & CAFE SOUTH WESTERN HIGHWAY, WAROONA WA 6215	Drawing Title HYDRAULIC SERVICES SITE PLAN	Date: October 2024 Scale: 1:500 Project No.: 112.24 11224/H001.DWG	Drawn: RM Sheet Size: A3 Drawing No.: HS.01 20/12/2024 5:49:36 AM	Designed: MAH Checked: MAH Issue: 1 Approved for Construction:
---	---	---	--	---	--	---

NOTES
 Copyright of this drawing is reserved by HUTCHINSON ASSOCIATES.
 This drawing shall only be read in conjunction with all other relevant drawings.
 Liaise with all other trades for accurate co-ordination of services.
 Site check all dimensions before preparation of working drawing or commencement of work.
 This drawing is the property of HUTCHINSON ASSOCIATES and shall be returned at their request.
 This drawing shall not be used for any purpose without authority from HUTCHINSON ASSOCIATES.

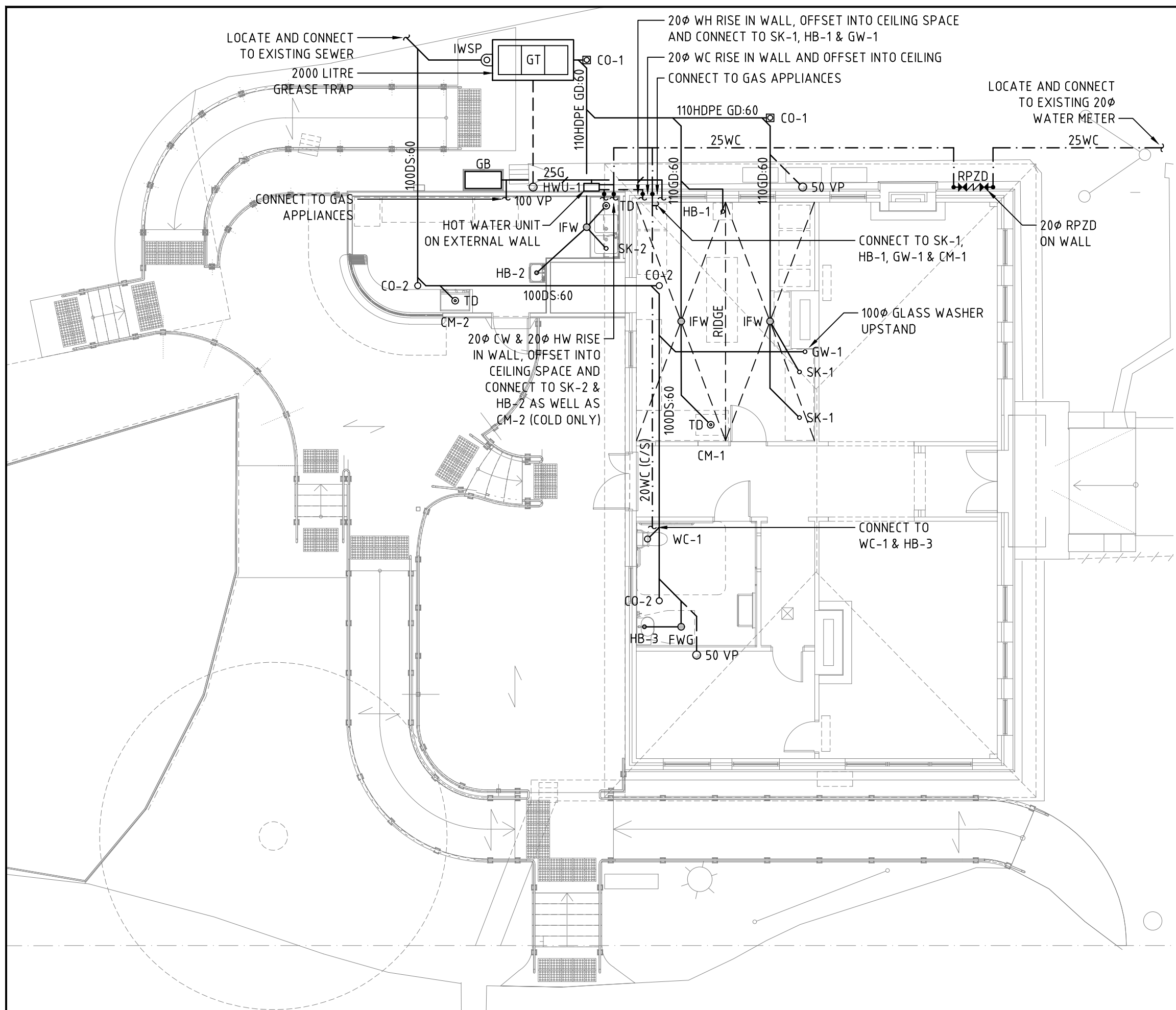
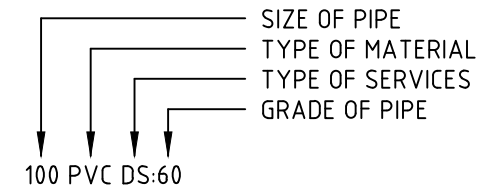
ABBREVIATIONS

- CO-1 PLASTIC CLEAN OUT IN CAST IRON BOX
- CO-2 STAINLESS STEEL INTERNAL CLEAN OUT FOR VINYL FLOORING
- CM COFFEE MACHINE
- C/S CEILING SPACE
- CS CLEANERS SINK
- DW DISH WASHER
- FFL FINISHED FLOOR LEVEL
- FWG FLOOR WASTE GULLY
- GB GAS BOTTLES
- GW GLASSWASHER
- HB HAND BASIN
- HDPE HIGH DENSITY POLYETHYLENE
- HT HOSE TAP
- HWU HOT WATER UNIT
- IFW INDUSTRIAL FLOOR WASTE (100φ)
- IL INVERT LEVEL
- IO INSPECTION OPENING
- ISRS INSPECTION SHAFT RISING SHAFT
- IWSP INDUSTRIAL WASTE SAMPLING POINT
- PVC POLYVINYL CHLORIDE
- RDG RELIEF DISCONNECTOR GULLY
- RPZD REDUCED PRESSURE ZONE DEVICE
- SK SINK
- TD TUNDISH
- VP VENT PIPE
- WC WATER CLOSET

LEGEND

- WD WASTE DRAIN
- DS SEWER DRAIN
- GD GREASE DRAIN
- DV VENT PIPE
- WC COLD WATER
- WH HOT WATER
- G GAS SERVICE

SERVICES ANNOTATION



ISS/REV	DATE	DESCRIPTION	MAH/MAH/DSN
1	19.12.24	CDC REVIEW	MAH/MAH/DSN

Architect

MCG Architects Pty Ltd
 international plumbing & hydraulic consultants
 The Stage, Old Railway Institute Building
 62 Wittenoom Street, Bunbury, WA, 6230
 T: (08) 97916993
 F: (08) 97916993
 E: reception@mccgarchitects.com.au

Consultant

Hutchinson Associates
 international plumbing & hydraulic consultants
 1st Floor, Unit 1/22 Miford Street
 EAST VICTORIA PARK WA 6101
 Telephone: (61 8) 9328 9155
 Facsimile: (61 8) 9328 3266
 E-Mail: info@hutchass.com.au

Project Title

IRRIGATION HOUSE - RESTAURANT & CAFE
 SOUTH WESTERN HIGHWAY,
 WAROONA WA 6215

Drawing Title

HYDRAULIC SERVICES SEWER DRAINAGE LAYOUT

Date	October 2024	Drawn	RM	Designed	MAH
Scale	1:100	Sheet Size	A3	Checked	MAH
Project No.	112.24	Drawing No.	HS.02	Issue	1
11224H001.DWG			20/12/2024 5:49:37 AM		